



Science.
Applied to Life.™



Capture precise detail.

3M™ Intra-oral Syringes

Restorations with accurate margins drop into place. Now you can apply wash material exactly where it's needed to capture every marginal detail. Ergonomic design and patient-friendly, these little syringes provide easy access to the entire sulcus for precise placement.



Save wash material.

Dispensing is efficient too. Because you can dispense just the right amount of material, you'll utilize more material from the cartridge.

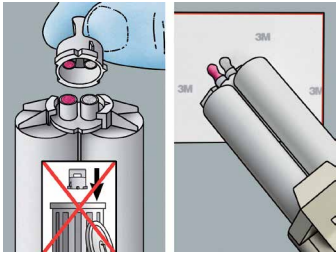


67%*

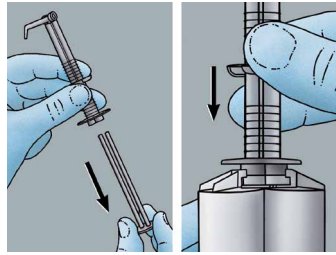
less VPS material waste with the 3M™ Intra-oral Syringe – Green compared to a traditional mix tip.

*Data on file.

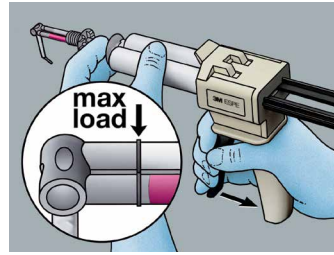
Steps for using the 3M™ Intra-oral Syringe



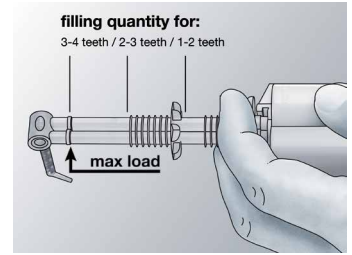
Remove the cartridge cap. Bleed a small amount of material from the cartridge onto mixing pad and discard.



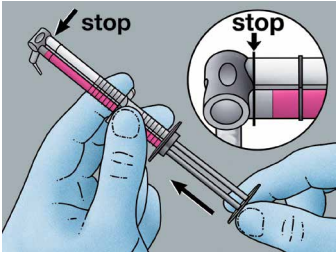
Remove the plunger of the intra-oral syringe. Place on the openings of the 3M™ Garant™ Cartridge and attach.



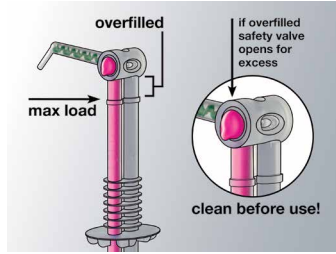
Hold firmly in place while filling. Leave mixing tip in angled position; do not fold open. Do not fill syringe past the maximum fill line.



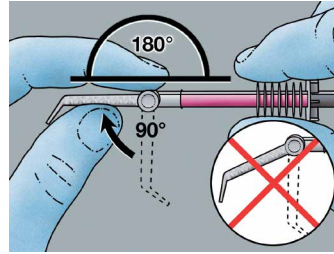
The content of a 3M™ Intra-oral Syringe is sufficient for syringing about 2–4 preparations, depending on the quantity applied around each unit.



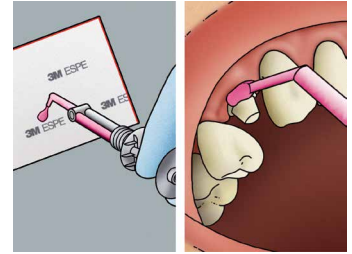
Replace plunger in the syringe, pushing paste no further than to the joint of the mixing tip.



Any paste extruded on the sides of the mixing tip joint must be wiped off before the application in the mouth.



Immediately before application, fold out the mixing tip of the syringe at a 180° angle (until resistance is felt) to align with syringe. Do not bend the tip back down afterwards.



Press out a small quantity of paste onto a mixing pad until the base paste and catalyst flow out in an even, homogeneous mixture. Immediately syringe material around prepared tooth.

NOTE: 3M™ Intra-oral Syringes are for single use only and cannot be autoclaved.

up to **57%*** smaller than a hand dispenser system

Smaller, ergonomic design

The 3M™ Intra-oral Syringes are smaller and easier to use than a hand dispenser system with a cartridge, mixing tips and intra-oral tips. Plus, the ergonomic design of the syringe accommodates different hand sizes, making it comfortable to handle.

Ordering information

Item #	Product Information	
For Vinyl Polysiloxane materials:		
71506	3M™ Intra-oral Syringe – Green 50 Refill Pack	
For Polyether materials:		
71508	3M™ Intra-oral Syringe – Purple 50 Refill Pack	

*Data on file.

3M

Available in Canada from:

3M Canada
300 Tartan Drive
London, ON
N5V 4M9
Canada
1-888-363-3685
www.3MESPE.ca

3M ESPE Dental Products
2510 Conway Avenue
St. Paul, MN 55144-1000
USA
1-800-634-2249
www.3M.com/dental

3M Deutschland GmbH
Dental Products
Carl-Schurz-Straße 1
41453 Neuss, Germany



Impressioning

A great fit should never be a surprise.

Learn more about Impressioning and the rest of our Simplified Crown and Bridge Solution:

3M.ca/GetSimplified

3M, 3M Science. Applied to Life., Garant and ESPE are trademarks of 3M or 3M Deutschland GmbH. Used under license in Canada. © 2017, 3M. All rights reserved. 1702-07665 E